

2008 Ford F-350 Super Duty® Lariat Crew Cab DRW 8-ft. Box 6.4L Power Stroke® V-8 4x4 Competitive Product Features

Impressive Interior Space and Versatility

Driver and passenger room

- ✓ F-350 Crew Cab models provide more front and rear head room, shoulder room and hip room and more rear leg room than Chevrolet Silverado or Dodge Ram
- ✓ Total interior volume of the F-350 Crew Cab is 135.0 cubic feet. Chevrolet Silverado has only 124.1 cubic feet and Dodge Ram has only 121.6 cubic feet

Integrated upfitter switches

- Available instrument-panel-integrated switches for heavy-duty accessories such as winches, lifts or snowplows
- ✓ Chevrolet Silverado offers only one instrument-panel-mounted switch. Not available on Dodge Ram

Rapid-Heat Supplemental Cab Heater

- Provides additional heating capability to more quickly warm the passenger compartment during engine warm-up (diesel only)
- ✓ Not available on Chevrolet Silverado or Dodge Ram

Performance to Handle the Toughest Jobs

All-new diesel power

- The available all-new 6.4L Power Stroke® V-8 Turbo Diesel engine delivers up to an impressive 350 horsepower and 650 lb.-ft. of torque with either the standard manual transmission or the available TorqShift™ 5-speed automatic to make this the most powerful Ford pickup diesel engine ever
- ✓ The 6.7L Cummins engine available in the Dodge Ram produces 40 less lb.-ft. of torque when matched to the standard manual transmission

Robust brakes

- ✓ Large vented front and rear brake rotors and dual-piston calipers provide strong, consistent stopping power

Unmatched Exterior Flexibility

More cargo capacity

- ✓ F-350 models with the 8-foot cargo box provide more cargo volume than Chevrolet Silverado or Dodge Ram

Class-exclusive⁽¹⁾ Tailgate Step™

- Makes getting into the cargo box easier
- ✓ Not available on Chevrolet Silverado or Dodge Ram

Reverse Vehicle Aid Sensor

- Makes backing the vehicle up safer and easier
- ✓ Not available on Dodge Ram

Long-Lasting Strength and Durability

High-strength front-end structure

- ✓ F-350 uses high-strength steel in its rugged hydroformed front-end structure which provides a robust support base for engine compartment components

Solid frame

- ✓ The F-350 frame is made of thick steel and each of the frame crossmembers is welded, riveted or both to the main frame rails

Corrosion protection

- F-350 is covered by a rust-through corrosion warranty that is in effect for 5 years with no mileage limitation
- ✓ Chevrolet Silverado has a limit of 100,000 miles for corrosion protection and Dodge Ram is limited to only 36,000 miles

Durability tested diesel engine

- ✓ The all-new 6.4L Power Stroke V-8 Turbo Diesel must pass 797 component and system-quality checks

Complete Towing Control

Longer leaf springs

- ✓ F-350 features rear leaf springs that are 8-inches longer than last year to provide an enhanced ride with greater sway control while towing

TowCommand System

- Component package that works together to help make towing seem effortless. The system includes a fully Integrated Trailer Brake Controller, the standard Anti-lock Braking System (ABS), the TorqShift™ automatic transmission with Tow/Haul mode and telescoping trailer tow mirrors
- ✓ Dodge Ram does not offer an Integrated Trailer Brake Controller

PowerScope™ trailer tow mirrors

- F-350 Lariat models offer available PowerScope power-telescoping/folding trailer tow mirrors for the ultimate in towing safety and convenience
- ✓ Not available on Chevrolet Silverado or Dodge Ram



2008 F-350 Lariat Crew Cab shown.

Extreme Capability

Towing capacity

- ✓ F-350 DRW featured here has a maximum conventional towing capacity of 15,000 lbs. That's **2000 lbs.** greater than a comparable Chevrolet Silverado and **3000 lbs.** greater than a comparable Ram. The F-350 featured here has a maximum 5th-wheel towing capacity of 17,700 lbs. That's **1800 lbs.** greater than Chevrolet Silverado and **2400 lbs.** greater than Dodge Ram

Payload

- ✓ The F-350 DRW featured here has a maximum payload capacity of **4830 lbs.** The maximum available payload capacity of a properly equipped F-350 DRW would be **5720 lbs.**

GVWR

- ✓ The F-350 DRW featured here has a Gross Vehicle Weight Rating (GVWR) of 13,000 lbs. That's **1600 lbs.** greater than Chevrolet Silverado and **800 lbs.** greater than Dodge Ram

Durable

- Available all-new 6.4L Power Stroke® V-8 Turbo Diesel engine tested the equivalent of 10 million vehicle miles
- Available TorqShift™ 5-speed automatic overdrive transmission with Tow/Haul mode

Capable


























- Available TowCommand System with Integrated Trailer Brake Controller
- Best-in-class⁽¹⁾ available maximum 5th-wheel towing capacity of 18,200 lbs.


Flexible

- Three available cab styles
- Available Rapid-Heat Supplemental Cab Heater
- Available Tailgate Step™
- Available stowable bed extender

(1) Class is full-size pickups over 8500 lbs. GVWR.

NOTE: For feature availability see latest Dealer Ordering Guide.

2008 Ford F-350 Super Duty® Lariat Crew Cab DRW 8-ft. Box 6.4L Power Stroke® V-8 4x4		VERSUS		2007 Chevrolet Silverado 3500 HD LTZ Crew Cab DRW 8-ft. Box 6.6L Duramax™ V-8 4x4		2007 Dodge Ram 3500 Laramie Quad Cab DRW 8-ft. Box 6.7L Cummins I-6 4x4	
6.4L Power Stroke® V-8 Turbo Diesel 350 @ 3000 650 @ 2000		Standard Engine Horsepower (SAE net @ rpm) Torque (lb.-ft. @ rpm)		6.6L Duramax™ V-8 Turbo Diesel 365 @ 3200 660 @ 1600		6.7L Cummins I-6 Turbo Diesel 350 @ 3000 (M/T) 610 @ 1400 (M/T)	
—		Optional Engine Horsepower (SAE net @ rpm) Torque (lb.-ft. @ rpm)		—		6.7L Cummins I-6 Turbo Diesel 350 @ 3000 (A/T) 650 @ 1500 (A/T)	
6-speed Manual Overdrive Transmission with Left-hand PTO Mounting Pad		Standard Transmission		6-speed Automatic Overdrive Transmission		6-speed Manual Overdrive Transmission	
TorqShift™ 5-speed Automatic Overdrive Transmission with Available Left-hand PTO Mounting Pad		Optional Transmission		—		6-speed Automatic Overdrive Transmission	
Twin I-Beam Front Axle with Coil Springs , Shock Absorbers and Stabilizer Bar		Front Suspension		Independent Short- and Long-Arm (SLA), Torsion Bars , Shock Absorbers and Stabilizer Bar		Independent Short- and Long-Arm (SLA), Coil Springs, Shock Absorbers and Stabilizer Bar	
Live Axle, Full-floating with Three-stage Leaf Springs and Shock Absorbers		Rear Suspension		Live Axle, Full-floating with Two-stage Leaf Springs and Shock Absorbers		Live Axle, Full-floating with Leaf Springs and Shock Absorbers	
Power Disc/Disc with Four-wheel Anti-lock Braking System (ABS)		Braking System		Power Disc/Disc with Four-wheel Anti-lock Braking System (ABS)		Power Disc/Disc with Four-wheel Anti-lock Braking System (ABS)	
Power Recirculating Ball		Steering		Power Recirculating Ball		Power Recirculating Ball	
Driver and Right-Front Passenger Airbag SRS		Airbags		Driver and Right-Front Passenger Airbags		Next Generation Multi-stage Front Airbags	
Dimensions (All dimensions are in inches unless otherwise noted.)							
172.4		Wheelbase		167.0		160.5	
262.4		Overall Length		258.7		249.7	
79.8		Cab Height (empty)		76.1		79.1	
94.7		Vehicle Width (max.)		95.9		96.0	
56.5		Turning Diameter (curb-to-curb; ft.)		TBD		52.0	
41.4/41.4		Head Room (F/R)		41.3/40.6		40.8/40.0	
68.0/68.0		Shoulder Room (F/R)		65.2/65.1		67.0/66.7	
67.6/67.3		Hip Room (F/R)		62.5/65.5		65.0/64.6	
41.0/41.8		Leg Room (F/R)		41.3/39.0		41.0/36.7	
66.8/68.2		Passenger Volume (F/R) (cu. ft.)		64.5/59.6		64.9/56.7	
98.0		Cargo Box Length (@ floor)		97.8		98.3	
69.3		Cargo Box Width (@ floor)		64.7		66.4	
20.1		Cargo Box Depth		21.3		20.2	
77.4		Cargo Box Volume (cu. ft.)		75.5		74.9	
38.0 (midship)		Standard Fuel Tank Capacity (gal.)		34.0		35.0	
8085		Curb Weight		7393		7544	
13,000		GVWR (max. lbs.)⁽¹⁾		11,400		12,200	
4830		Payload (lbs.)⁽¹⁾		4007		4660	
15,000		Conventional Towing (max. lbs.)⁽¹⁾		13,000		12,000	
17,700		5th-Wheel Towing (max. lbs.)⁽¹⁾		15,900		15,300	
26,000		GCWR (max. lbs.)⁽¹⁾		23,500		23,000	
\$48,060 (with TorqShift™ transmission)		Price (MSRP)*		\$49,405		\$46,555 (with automatic transmission)	
3 years/36,000 miles		Basic Warranty		3 years/36,000 miles		3 years/36,000 miles	
5 years/100,000 miles		Diesel Engine Warranty		5 years/100,000 miles		5 years/100,000 miles	
5 years/60,000 miles		Powertrain Warranty		5 years/100,000 miles		3 years/36,000 miles	
5 years/unlimited mileage		Corrosion Warranty		6 years/100,000 miles		3 years/36,000 miles	
5 years/60,000 miles		Roadside Assistance		5 years/100,000 miles		3 years/36,000 miles	

 **Bolded purple text = Ford Advantage over one or more competitors.** Red text = the specific competitive specification/dimension where Ford has the advantage.
 * Includes base MSRP, destination charge and option package if applicable. Title, tax and registration fees extra. Package contents and price may vary by region and are subject to change.
 Check your latest Ford pricing information for the current incentives on your vehicles.

(1) Properly equipped.

January 2007. Information based on generally available industry data. At the time of publication, descriptive and illustrative materials contained herein were believed to be correct. Ford Motor Company, whose policy is one of continuous improvement, reserves the right to change specifications, equipment or designs without incurring obligation.